

She Don't Believe In Time

Copyright 2007 Imaginary Friend; Written and Performed by Imaginary Friend, from the album "A, B & C"; Published by Your Only Friend Music (BMI); All rights reserved.

Standard Tuning, No Capo

INTRO

Am F^{maj7} Am F^{maj7}

VERSE 1

Am F^{maj7} Am F^{maj7}
She smokes her cigarette and tosses it out the window

Am F^{maj7} Am F^{maj7}
It dances through the sky and bounces across the road

Am F^{maj7} Am F^{maj7}

Am F^{maj7} Am F^{maj7}
She don't believe in time and you don't really know

Am F^{maj7} Am F^{maj7} Am F^{maj7} Am F^{maj7}
If she's even here or just a faded af - ter - glow

CHORUS 1

F C G
'Cause she ain't making promises to keep

F C G Am F^{maj7} Am F^{maj7}
And you never see her when you wake... up from your sleep (from your sleep)

VERSE 2

Am F^{maj7} Am F^{maj7}
She can't be defined, not by verse or prose

Am F^{maj7} Am F^{maj7} Am F^{maj7} Am F^{maj7}
Her meter breaks the rhyme, her eyes are an in - fer - no (an inferno)

Am F^{maj7} Am F^{maj7}
She don't believe in time, and you don't really know

Am Fmaj7 Am Fmaj7 Am Fmaj7 Am Fmaj7
If she's here today or gone tom - or - row (gone tomorrow)

CHORUS 2

F C G
'Cause she ain't making promises to keep

F C G Am Fmaj7 Am Fmaj7
And she's never there to wipe away the tears... that you weep (that you weep)

SOLO

G C F G G

F C F G G Am Fmaj7 Am Fmaj7

VERSE 3

Am Fmaj7 Am Fmaj7
She don't believe in time, and you don't really know

Am Fmaj7 Am Fmaj7 Am Fmaj7 Am Fmaj7
If she's wasting all your life, waiting for tom - or - row

OUTRO

Am Fmaj7
You can try to make her happen
(she don't believe in time...)

Am Fmaj7
You can try to make her real
(...and you don't really know)

Am Fmaj7
You can try to make her face
(if she's wasting all your life...)

Am Fmaj7 Am
From a broken Ferris wheel
(...waiting for tom - or - row)

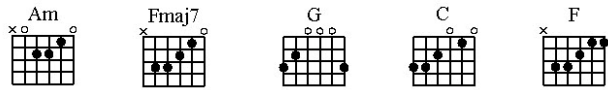
(Am) Fmaj7 Am
She's not your, she's not your...
(for tom - or - row)

(Am) F^{maj7} Am
 She's not your, she's not your...
 (for tom - or - row)

(Am) F^{maj7} Am
 She's not your, she's not your...
 (for tom - or - row)

(Am) F^{maj7} Am
 She's not your, she's not your...
 (for tom - or - row)

CHORDS:



NOTES:

This song is pretty basic. Just use a quick strumming pattern (listen to the song to get the exact rhythm) and keep it going throughout. There aren't actually too many variations on the chords listed above, so they should be played as shown. There are also various other guitars playing different parts layered throughout (none of which have been specifically tabbed out).

The first part of the bridge/solo section consists of a simple riff on top of the chords:

G C F G G F C F G G

-----2-0-----

-----0-2-3---2-0-----0-2-3---2-3-----

-----0-2-3-----3-----0-2-3-----

-----3-----3-----1-----

Welcome Back

Copyright 2007 Imaginary Friend; Written and Performed by Imaginary Friend, from the album "A, B & C"; Published by Your Only Friend Music (BMI); All rights reserved.

Standard Tuning, No Capo

INTRO

D G^{maj7} D G^{maj7}

VERSE 1

D G^{maj7}

Welcome back, you've been gone for so long

D G^{maj7}

Welcome back, now you can belong

D G^{maj7}

Welcome back, well you're out of your cocoon

D G^{maj7}

Welcome back, here's your old room

F^{#7} Bm

Where all your posters still hang

F^{#7} Bm G

Why don't we dust off your old Mustang

F^{#7} Bm

And cruise the town the way we did

F^{#7} Bm G A A^{sus4} A

When we still didn't know how to live

VERSE 2

D G^{maj7}

Welcome back, to this bitter fruit

D G^{maj7}

Welcome back, our strength is resolute

D G^{maj7}
Welcome back, to the world that they created

D G^{maj7}
Welcome back, how does it feel to be hated

F^{#7} Bm
By the people that you don't even know

F^{#7} Bm G
Where the roadsides always explode

F^{#7} Bm
Ever since things been falling down

F^{#7} Bm G A A^{sus4} A
Welcome back and take a good look around

BRIDGE

G F^{#7} Bm
'Cause no one really knows for what they're supposed to stand

G F^{#7} Bm A A^{sus4} A
Welcome back, well you're a stranger in a strange land

SOLO

D G^{maj7} D G^{maj7}

D G^{maj7} D G^{maj7}

OUTRO

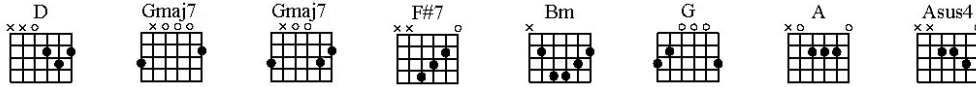
D G^{maj7}
Welcome back, put a sticker on your minivan

D G^{maj7}
Welcome back, and hope everyone will understand

D G^{maj7}
Welcome back

D G^{maj7}
Welcome back

CHORDS:



NOTES:

The "Gmaj7" chords in the song should be played as a combination of the two different fingerings shown above. There are two acoustic guitars in the song, which play variations and arpeggios of these two fingerings, along with small transition embellishments.

Most of the other chords listed above can be played as-is. A "C" bass note can also be added to the "F#7" chord, if you wish. For the "A"- "Asus4" sections, just strum a pattern alternating between the two chords – it's not meant to be played exactly as listed above (listen to the song to get an idea of the strumming pattern).

Other than that, just add embellishments to the chords here and there. There is also another guitar playing variations of the chords up higher on the neck (with further embellishments).

Her

Copyright 2007 Imaginary Friend; Written and Performed by Imaginary Friend, from the album "A, B & C"; Published by Your Only Friend Music (BMI); All rights reserved.

Standard Tuning, No Capo

INTRO

(bass riff A)

Dm Am B \flat A Dm Am B \flat A

(bass plays riff A where this progression appears throughout)

VERSE 1

Dm Am B \flat A Dm Am B \flat A

Her It's just her

Dm Am B \flat A Dm Am B \flat A

You say you want her you think you need her

Dm Am B \flat A Dm Am B \flat A

You wanna clothe her, feed her, always just to be with her

Dm Am B \flat A Dm Am B \flat A

But has it occurred that she might prefer

Dm Am B \flat A Dm Am B \flat A

Someone not hurting, flirting or skirting about her

Dm Am B \flat A Dm Am B \flat A

Her It's just her

CHORUS 1

Dm B \flat A

Well she says that it's her and not you

Dm B \flat A

And there's nothing that you can do

Dm B \flat A

Well "best friends" is pretty good too

B \flat A B \flat A
And you wanna get through to start something new

VERSE 2

Dm Am B \flat A Dm Am B \flat A
Her It's just her

Dm Am B \flat A Dm Am B \flat A
One night it's a blur and your speech is slurred

Dm Am B \flat A Dm Am B \flat A
You've been out drinking, thinking that you're sinking without her

Dm Am B \flat A Dm Am B \flat A
And you can't deter the wrath you've incurred

Dm Am B \flat A Dm Am B \flat A
She trusted you, and must you always let your lust get through

Dm Am B \flat A Dm Am B \flat A
Her It's just her

CHORUS 2

Dm B \flat A
Well it looks like this is at an end

Dm B \flat A
And she won't be calling you a friend

Dm B \flat A
You won't see her until god knows when

B \flat A B \flat A
And this will never mend she won't call you again

OUTRO

Dm Am B \flat A Dm Am B \flat A
Her It's just her

Dm Am B \flat A Dm Am B \flat A
Her It's just her

Dm Am B♭ A

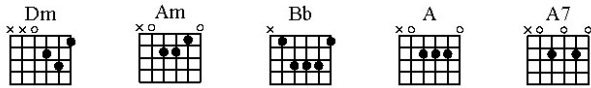
(repeat and fade into CODA)

CODA (fade in)

Dm A⁷ Dm A⁷

(repeat and fade)

CHORDS:



NOTES:

The chords can either be played as shown above, or they can be played in their barred positions up at the 5th and 6th frets (as both forms are used in the song).

The non-chorus sections of the song are carried by a main riff played on the bass guitar (which varies lightly). The basic form of the riff is below:

Dm Am B♭ A

-----12-----7-----8-----7-----

-----12-----7-----8-----7-----

--/10-----\5-----/6-----6\5-----5-----

Down In The Sun

Copyright 2007 Imaginary Friend; Written and Performed by Imaginary Friend, from the album "A, B & C"; Published by Your Only Friend Music (BMI); All rights reserved.

Standard Tuning, No Capo

INTRO

Em (with riff A)

VERSE 1 & 2

Am Em Am Em
Well maybe baby the sun ain't shining it rarely does inside

Am Em C B
And while the light is slowly declining you wanna run and hide

Em (with riff A)

Am Em Am Em
I know you think you're running behind off into the night

Am Em C B
I'm not sure what you're trying to find but I'm sure it feels right

Em (with riff B)

CHORUS 1

C C E E C C E E
'Cause I know you'll never be satisfied you wanna live, well at least you gotta try

C C E E C B B
Why can't you just stay where you are? you don't need no fast car

Em (with riff A)

VERSE 3 & 4

Am Em Am Em
You gotta stop your running sometime why not stop it tonight?

Am Em C B
It's time to face the baggage in your mind it's time to live your life

Em (with riff A)

Am Em Am Em
Well look it baby the sun is shining it always does outside

Am Em C B
And all the plans that you were designing just push them aside

Em (with riff B)

CHORUS 2

C C E E C C E E
'Cause I know you'll never be satisfied you wanna live, well at least you gotta try

C C E E C B B
Why can't you just stay where you are? you don't need no fast car

OUTRO

Em C G G/F#
(... car) You don't need no fast car
(just be the star that you are)

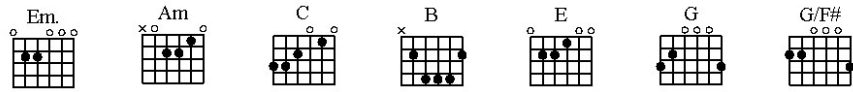
Em C G G/F#
(Aah) You don't need no fast car
(just be the star that you are)

Em C G G/F#
(Aah) You don't need no fast car
(just be the star that you are)

Em C G G/F#
(Aah) You don't need no fast car
(just be the star that you are)

Em (with riff C)

CHORDS:



NOTES:

The "C" and "E" chords during the chorus are actually better played using their barred forms at the 3rd and 7th frets, respectively (slide up and down between them).

"Riff A" is the main riff played throughout the song (at the intro and between verses):

Em Am

-----0-2-0-----0-2-0-----0-2-0-----

-0-0-3-----3-0--0-3-----3-0--0-3-----3-0--0-3-----3-0--0-0-0-0-0-0-0-----

"Riff B" is a variation of "Riff A", played just before the choruses:

Em C

-----0-2-0-----0-2-0-----0-2-0---/7---6---5---4---3-----

-0-0-3-----3-0--0-3-----3-0--0-3-----3-----7---7---5---5-----

"Riff C" is a variation of "Riff A", played at the end of the song:

Em Em

-----/14-14-14-14-----

-----0-2-0-----0-2-0-----0-2-0-----/14-14-14-14-----

-0-0-3-----3-0--0-3-----3-0--0-3-----3-0--/12-12-12-12-----

Britain Baby Blues

Copyright 2007 Imaginary Friend; Written and Performed by Imaginary Friend, from the album "A, B & C"; Published by Your Only Friend Music (BMI); All rights reserved.

Standard Tuning, **Capo at 3rd Fret** (all chord names below are relative to the capo)

VERSE 1

G G⁷ G G⁷ G G⁷ G G⁷
I'm a cheeky trainspotter, my life's all up in the gaff

C C⁷ C C⁷ G G⁷ G G⁷
Kinda lairy with no lolly, I hit the pub for bangers & mash

D⁷ D D⁷ D G G⁷ G G⁷
My mate's a total wanker, the bloke's jokes are totally naff

VERSE 2

G G⁷ G G⁷ G G⁷ G G⁷
I take the tube to London so I don't have to wait in the queue

C C⁷ C C⁷ G G⁷ G G⁷
Saw Liam kiss a bobby, he's arse-over-tit and he's tooled

D⁷ D D⁷ D G G⁷ G G⁷
Now I'm kinda dicky and I think I'm gonna chunder my food

BRIDGE

C C⁷ G G⁷ G G⁷
Feelin' kinda knackered, I stuff my gob with ale & chips (ale & chips)

C C⁷ G G⁷ G G⁷
I found myself a Doris and shagged her even though she's a git (she's a git)

C C⁷ G D/F# E E⁷
Now she's up the duff, but I guess that's what you get when you have it off

A A⁷
Now that's the full monty, my sis'll be an auntie

D D⁷
And I abso-bloody-lutely am an arse of a ponce

SOLO

G G⁷ G G⁷ C C⁷ C C⁷

G G⁷ D⁷ D G G⁷ G G⁷

OUTRO

C C⁷ G D/F# E E⁷

Well I'm headed down to the bar I'll have myself a jar

A A⁷ D D⁷ G G⁷ G G⁷

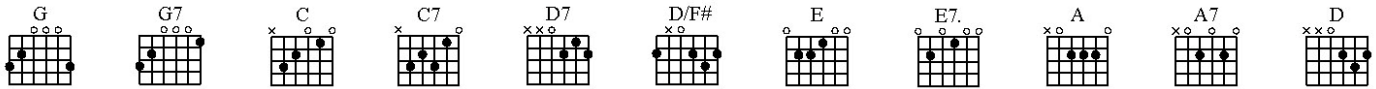
Here in bloody brilliant, simply smashing jolly old England

C C⁷ C C⁷

G G⁷ D⁷ ----- D* -(see tab below)- G*

G⁷ ----- G

CHORDS (relative to capo):



This song is played with a capo on the 3rd fret, so all the chords shown above are relative to that. For example, the "G" chords shown above actually sound as "Bb", etc.

NOTES:

There is a second guitar playing little embellishment riffs over the chords throughout, as well as a lead guitar. Neither of these has been tabbed out in any way.

The "D*-G*" chord indicator at the end of the song (above) represents the tab below:

(tab relative to capo)

D* G*

-/10-10-10-10-10-10-10-10---10---9---8---7---6-5-4-3-----

-/10-10-10-10-10-10-10-10---10---9---8---7---6-5-4-3-----

-/11-11-11-11-11-11-11-11---11---10---9---8---7-6-5-4-----

---0---0---0---0---0---0---0---0-----0-----

(Not Your) #6

Copyright 2007 Imaginary Friend; Written and Performed by Imaginary Friend, from the album "A, B & C"; Published by Your Only Friend Music (BMI); All rights reserved.

Standard Tuning, No Capo

INTRO

Dm* (riff A)

VERSE/CHORUS 1

Dm B \flat maj7 A 7 * (riff B) Dm
You say you want to know what I'm thinking

B \flat maj7 A 7 * (riff B) Gm
You say you already know that I've been drinking

A 7 Dm B \flat maj7
You just want to know all I am

Gm A 7 Dm A 7 Dm* (riff A)
You think I act just like a Secret Agent Man

VERSE/CHORUS 2

Dm B \flat maj7 A 7 * (riff B) Dm
You say you want to know where I'm going

B \flat maj7 A 7 * (riff B) Gm
You say you already know all the cards I'm showing

A 7 Dm B \flat maj7
You just want to know all I am

Gm A 7 Dm A 7
You think I act just like a Secret Agent Man

BRIDGE 1

B \flat A 7 Dm Dm $^{\text{maj7}}$ Dm 7 Dm 6
(Man) All I am I am is gone

B \flat A⁷ Dm Dm^{maj7} Dm⁷ Dm⁶
(Man) All I am I am is gone

B \flat A⁷
(Man)

SOLO

Dm B \flat ^{maj7} A^{7*} (*riff B*)

Dm B \flat ^{maj7} A^{7*} (*riff B*)

Gm A⁷ Dm B \flat ^{maj7}

Gm A⁷ Dm A⁷ Dm* (*riff A*)

VERSE/CHORUS 2

Dm B \flat ^{maj7} A^{7*} (*riff B*) Dm
You say you're gonna go, you're through with screamin'

B \flat ^{maj7} A^{7*} (*riff B*) Gm
You say you don't wanna know what I've been dreamin'

A⁷ Dm B \flat ^{maj7}
Well this will end how it began

Gm A⁷ Dm A⁷
The one thing you don't really need is a Secret Agent Man

BRIDGE 2

B \flat A⁷ Dm Dm^{maj7} Dm⁷ Dm⁶
(Man) All I am I am is gone

B \flat A⁷ Dm Dm^{maj7} Dm⁷ Dm⁶
(Man) All I am I am is gone

B \flat A⁷
(Man)

OUTRO

Dm* (*riff A*) Dm* (*riff A*) Dm

Quietly, Slightly

Copyright 2007 Imaginary Friend; Written and Performed by Imaginary Friend, from the album "A, B & C"; Published by Your Only Friend Music (BMI); All rights reserved.

Standard Tuning, **Capo at 2nd Fret** (all chord names below are relative to the capo)

INTRO

Em C(maj7) G(6) A Em C(maj7) G(6) A

VERSE 1

Em C(maj7)
When he first met her she seemed quite manic

G(6) A
Screaming out lyrics at passing traffic

Em C(maj7) G(6) A
Grooving away to her inside song, he heard the chorus so he sung along...

Em C(maj7) G(6) A
(junk bond trader)

VERSE 2 & 3

Em C(maj7)
He took her to a place that dealt in organics

G(6) A
I think it was called a "Mother Nature's Planet"

Em C(maj7) G(6) A
He paid for her large chai tea, but all the while he was invading her reality

Em C(maj7) G(6) A
Spoke to her with words by Yeats, or maybe it was Hendrix, maybe it was Keats

Em C(maj7)
Stole his way back to her bed

G(6) A Em C(maj7) G(6) A
But he could never stop the music playing in her head...

CHORUS 1

Em D(sus2) C
Because her music still plays Da da da

Em C D(sus2)
Her music still plays Da da da

Em D(sus2) C
Her music still plays Da da da

Em C(maj7) D D_{sus}^{4*} D Em C(maj7)
Her music still pla - a - a - - ays..... quietly, slightly

G⁽⁶⁾ A Em
(and quietly, slightly)

VERSE 4 & 5

(Em) C(maj7)
The dawn light brought her nothing to borrow

G⁽⁶⁾ A⁶
And neither did a hundred, thousand tomorrows

Em C(maj7)
Most mornings she found him in a corner

G⁽⁶⁾ A⁶
A condition that he had and always failed to warn her

Em C(maj7)
He only feels joy when he suffers

G A⁶
Which is great for a poet but it's lousy for a lover

Em C(maj7)
And so he'd stumble to a different venue

G⁽⁶⁾ A⁶
Where you have to pay and "click to continue"

Em C(maj7)
Like everyone they found their own meaning

G⁽⁶⁾ A⁶ Em C^(maj7) G⁽⁶⁾ A
 But he never could stop that girl from dreamin'

CHORUS 2

Em D^(sus2) C
 Because her music still plays Da da da

Em C D^(sus2)
 Her music still plays Da da da

Em D^(sus2) C
 Her music still plays Da da da

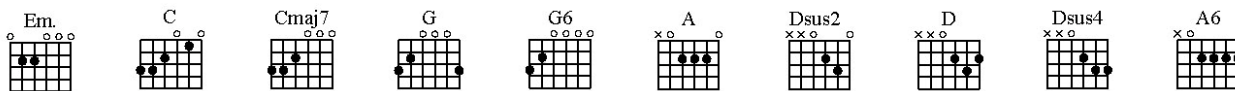
Em C^(maj7) D D^{sus4*} D Em C^(maj7)
 Her music still pla - a - a - - ays..... quietly, slightly

G⁽⁶⁾ A Em
 (and quietly, slightly)

OUTRO (repeat and fade the following lines)

(Em) D^(sus2) C Em C D^(sus2)
 Her music still plays Da da da Her music still plays Da da da
 (junk bond trader) (and quietly, slightly)

CHORDS (relative to capo):



This song is played with a capo on the 2nd fret, so all the chords shown above are relative to that. For example, the "C" chords shown above actually sound as "D", etc.

NOTES:

The chords with names in parentheses designate optional embellishments - you can alternate between or choose from one or the other version of the chord. For example, wherever you see "C(maj7)", feel free to play "C", "Cmaj7", or some combination of both within the strumming pattern. The "Dsus4*" chord designates a quick alternating strumming pattern between "D", "Dsus2", and "Dsus4" (listen to the song to hear the exact pattern).

Wireless 2.0

Copyright 2007 Imaginary Friend; Written and Performed by Imaginary Friend, from the album "A, B & C"; Published by Your Only Friend Music (BMI); All rights reserved.

Standard Tuning, No Capo

INTRO

(E⁷) (D⁷/E) (E⁷) (D⁷/E) (E⁷) (D⁷/E) (E⁷) (D⁷/E)
(play riff A solo; chords are implied)

E⁷ D⁷/E E⁷ D⁷/E
(play riff A where this chord progression appears throughout)

VERSE 1 & 2

E⁷ D⁷/E E⁷ D⁷/E E⁷ D⁷/E E⁷ D⁷/E
Long and lean ain't their advice 'cause they don't know the way to splice

E⁷ D⁷/E E⁷ D⁷/E E⁷ D⁷/E E⁷ D⁷/E
Streaming video through the air you can do it from anywhere

E⁷ D⁷/E E⁷ D⁷/E

E⁷ D⁷/E E⁷ D⁷/E E⁷ D⁷/E E⁷ D⁷/E
The LED on my P - D - A don't you know I never put it away

E⁷ D⁷/E E⁷ D⁷/E
It's a phone and it tells the time

E⁷ D⁷/E E⁷ D⁷/E E⁷ D⁷/E E⁷ D⁷/E E (with riff B)
The wireless wonder's a friend of mine

CHORUS 1

A Am E⁷ E⁷
It guides my life every day (can't live without it, can't live without it)

A Am E⁷ E⁷
It guides my life in every way (no doubt about it, no doubt about it)

E⁷ D⁷/E E⁷ D⁷/E

VERSE 3

E⁷ D⁷/E E⁷ D⁷/E E⁷ D⁷/E E⁷ D⁷/E
I don't have any credit cards got a chip that can reach the stars

E⁷ D⁷/E E⁷ D⁷/E
I can buy you diamonds or even sand

E⁷ D⁷/E E⁷ D⁷/E E⁷ D⁷/E E (with riff B)
It's a new world, it's on demand

CHORUS 2

A Am E⁷ E⁷
It guides my life every day (can't live without it, can't live without it)

A Am E⁷ E⁷
It guides my life in every way (no doubt about it, no doubt about it)

SOLO

E⁷ D⁷/E E⁷ D⁷/E E⁷ D⁷/E E⁷ D⁷/E

E⁷ D⁷/E E⁷ D⁷/E E⁷ D⁷/E E⁷ D⁷/E

VERSE 4

E⁷ D⁷/E E⁷ D⁷/E E⁷ D⁷/E E⁷ D⁷/E E⁷ D⁷/E E⁷ D⁷/E
There's nowhere to go without getting back mystery in life is what I lack

E⁷ D⁷/E E⁷ D⁷/E
Like a string that I can't quite feel

E⁷ D⁷/E E⁷ D⁷/E E⁷ D⁷/E E (with riff B)
Or like a leash and I'm ready to heel

CHORUS 3 / OUTRO

A Am E⁷ E⁷
It guides my life every day (can't live without it, can't live without it)

A Am E⁷ E⁷
It guides my life in every way (no doubt about it, no doubt about it)

A Am E⁷ E⁷
It hides my life, can't get away (get me out of it, get me out of it)

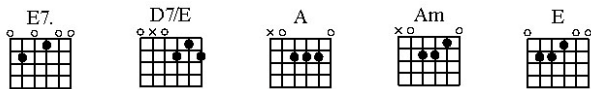
A Am
It hides my life

E⁷ E⁷ E⁷ E⁷ E⁷
Can't get away, can't get away, can't get away, can't get away, can't get away
(Get me out of it, get me out of it, get me out of it, get me out of it)

(E⁷) (D⁷/E) (E⁷) (D⁷/E) (E⁷) (D⁷/E) (E⁷) (D⁷/E)
(play riff A solo; chords are implied)

E⁷ D⁷/E E⁷ D⁷/E E⁷ D⁷/E E⁷ D⁷/E E⁷
(with riff A)

CHORDS:



NOTES:

Most of the song consists of a muted "E7" chord rhythm, punctuated by "D7" chords at the end of each measure. These entire sections are supported by a staccato bass line playing low "E" notes. This is the reason the "D7" chords are named above as "D7/E". The "E" part of the name is just the bass that is being played below the chord. If you are playing the song with someone else who can play the bass part independently, then you would only need to play the "D7" part of the chord at the appropriate points.

"Riff A" is played throughout the song wherever the "E7"- "D7" pattern appears:

E⁷ D⁷/E E⁷ D⁷/E

-----12-----14-----16-----14-----

-----13-----15-----13-----

-12/13---13/14-----14/16-----16\14-----14-----

"Riff B" is just a short intro to the chorus sections, played over the "E" chord:

E A

-0-0-0-0-0-0-2-4-5-----

She's Online Right Now

Copyright 2007 Imaginary Friend; Written and Performed by Imaginary Friend, from the album "A, B & C"; Published by Your Only Friend Music (BMI); All rights reserved.

Standard Tuning, No Capo

VERSE 1

D D_{sus2} G

D D_{sus2} G

She's online right now

D D_{sus2} G

She knows me somehow

D D_{sus2} G

She lives in Omaha

A F^{#7}

I've never been to Omaha, but I dream of that place where she can

B_m G G^(maj7) G⁽⁷⁾

Take the FosterGrants off my face

VERSE 2

D D_{sus2} G

D D_{sus2} G

I live in Rhode Island

D D_{sus2} G

My private asylum

D D_{sus2} G

Five minutes from the ocean

A F^{#7}

She's never seen the ocean, never felt its waves as it

B_m G G^(maj7) G

Washes all of your sins away

BRIDGE

(G) Bm B
We'd have a pleasant valley house with a hole for a mouse

Em Gm
And a white picket fence (that's just common sense)

D Bm Em A
We'd move in together, livin' forever, just the two of us...

OUTRO

D D^{sus2} G
But she's online right now

D D^{sus2} G
I'm still here somehow

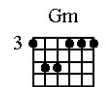
D D^{sus2} G
A million miles away

D D^{sus2} G
I think I'll stay in bed today

D D^{sus2} G
Stay in bed today

D D^{sus2} G D
Stay in bed today

CHORDS:



NOTES:

This song is very straightforward. Just use the chord forms above and listen to hear the strumming patterns. The chords with parentheses denote optional/IMPLIED notes. There are two acoustic guitars playing slightly different things, which produce unique tonal effects on the ending "G" chords of the verses. Just play what you think sounds good or listen to the actual track and try to figure it out exactly for yourself.

Blue Oyster Blues

Copyright 2007 Imaginary Friend; Written and Performed by Imaginary Friend, from the album "A, B & C"; Published by Your Only Friend Music (BMI); All rights reserved.

Standard Tuning, **Capo at 1st Fret** (all chord names below are relative to the capo)

INTRO

Dm Dm Dm A A⁷ (riff A)

Dm Dm Dm A A⁷ (riff A)

VERSE 1

Dm Dm Dm A A⁷
Well I'm alone in the deep blue ocean, all alone that's me

Dm Dm Dm A A⁷
So alone in the deep blue ocean, the loneliest thing in the sea

Dm Dm Dm A A⁷
I got a home in the deep blue ocean, my shell follows me

Dm Dm Dm A A⁷
But I'm alone in the deep blue ocean, as blue as an oyster can be

CHORUS 1

Gm A⁷ Dm B_b^{maj7}
Well do you know someone who could love me?

Gm A⁷ Dm A⁷
Maybe a mussel or even a clam, so I won't have to be

VERSE 2

Dm Dm Dm A A⁷
Just alone in the deep blue ocean, all alone that's me

Dm Dm Dm A A⁷
So alone in the deep blue ocean, the loneliest thing in the sea

Dm Dm Dm A A⁷
I got a home in the deep blue ocean, my shell follows me

Dm Dm Dm A A⁷
But I'm alone in the deep blue ocean, as blue as an oyster can be

CHORUS 2

Gm A⁷ Dm B_b^{maj7}
Well I gotta find someone that'll treat me right

Gm A⁷ Dm A⁷
A scallop or even a quahog that'll spend the night...

SOLO

Dm Dm Dm A A⁷ Dm Dm Dm A A⁷
I'm so alone

Gm A⁷ Dm B_b^{maj7} Gm A⁷ Dm A⁷

VERSE 3

Dm Dm Dm A A⁷
He's alone in the deep blue ocean, he's tired of being free

Dm Dm Dm A A⁷
So alone in the deep blue ocean, the loneliest thing in the sea

Dm Dm Dm A A⁷
He's got a home in the deep blue ocean, a shell for all to see

Dm Dm Dm A A⁷
But he's alone in the deep blue ocean, as blue as an oyster can be

CHORUS 3

Gm A⁷ Dm B_b^{maj7}
He's gotta find someone that'll spend the night

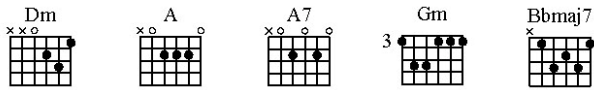
Gm A⁷ Dm A⁷
A clam, mussel or even a quahog that'll treat him right

OUTRO (SOLO)

Dm Dm Dm A A⁷

Dm Dm Dm A A⁷ *(repeat and fade)*

CHORDS (*relative to capo*):



This song is played with a capo on the 1st fret, so all the chords shown above are relative to that. For example, the “Dm” chords shown above actually sound as “D#m”, etc.


NOTES:

The chords shown above represent the basic structure of the song. There are actually quite a few guitars all layered on top of each other doing different things (none of which have been tabbed out), but these fingerings should get you by.

The “A7” and “Dm” chords in the chorus are actually played in their barred forms at the 5th fret, but the chord fingerings shown above will also sound fine.

“Riff A” refers to the “Dm”-“A” –“A7” progression played throughout the song:

(*tab relative to capo*)



SDT

Copyright 2007 Imaginary Friend; Written and Performed by Imaginary Friend, from the album "A, B & C"; Published by Your Only Friend Music (BMI); All rights reserved.

Standard Tuning, **Capo at 2nd Fret** (all chord names below are relative to the capo)

INTRO / VERSE 1

Am Am Am Am E⁷ (+ riff A)

Am Am Am (+ riff B)
Every time you build me up

E⁷ E⁷ E⁷ (+ riff A)
Well I always fall down

Am Am Am (+ riff B)
And every time you fill me up

E⁷ E⁷ E⁷ (+ riff A)
I always seem to drown

F^(sus2) G⁽⁶⁾ E E⁷
I can never deny the martyr inside of me

CHORUS 1

Am Am Am Am G⁽⁶⁾ G⁽⁶⁾ G⁽⁶⁾
I'm all set to suffer all the slings and arrows

G⁽⁶⁾ F^(sus2) F^(sus2) F^(sus2)
All the hurt that you can throw

F^(sus2) E E⁷ E^{(aug5)7} E⁷ E^{(aug5)7} E⁷
Because the pain just goes around, around, around, around, around, 'round

Am Am Am Am G⁽⁶⁾ G⁽⁶⁾ G⁽⁶⁾
I'm all set to suffer through your hate and sorrow

G⁽⁶⁾ F^(sus2) F^(sus2) F^(sus2)
And it seems so apropos

F^(sus2) E E⁷ E^{(aug5)7} E⁷ E^{(aug5)7} E⁷
Because the pain just goes around, around, around, around, around, 'round

VERSE 2

Am Am Am Am E⁷ (+ riff A)

Am Am Am (+ riff B)
Every time you stalk me

E⁷ E⁷ E⁷ (+ riff A)
I let myself be found

Am Am Am (+ riff B)
And I'll let you walk on me

E⁷ E⁷ E⁷ (+ riff A)
To keep you off the ground

F^(sus2) G⁽⁶⁾ E E⁷
I can never deny the martyr inside of me

CHORUS 2

Am Am Am Am G⁽⁶⁾ G⁽⁶⁾ G⁽⁶⁾
I'm all set to suffer all the slings and arrows

G⁽⁶⁾ F^(sus2) F^(sus2) F^(sus2)
All the hurt that you can throw

F^(sus2) E E⁷ E^{(aug5)7} E⁷ E^{(aug5)7} E⁷
Because the pain just goes around, around, around, around, around, 'round

Am Am Am Am G⁽⁶⁾ G⁽⁶⁾ G⁽⁶⁾
I'm all set to suffer through your hate and sorrow

G⁽⁶⁾ F^(sus2) F^(sus2) F^(sus2)
And it seems so apropos

F^(sus2) E E⁷ E^{(aug5)7} E⁷ E^{(aug5)7} E⁷
Because the pain just goes around, around, around, around, around, 'round

BRIDGE 1

F^(sus2) G⁽⁶⁾ Am Am Am Am
(Ar - ou - ound...) Got myself some self-destructive tendencies

F^(sus2) G⁽⁶⁾ Am Am Am Am
(Ar - ou - ound...) From the martyr somewhere inside of me

F^(sus2) G⁽⁶⁾ E E⁷
 (Ar - ou - ound...) Please will you look at me?

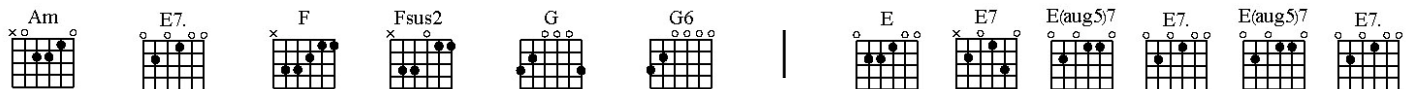
SOLO

Am Am Am Am G⁽⁶⁾ G⁽⁶⁾ G⁽⁶⁾ G⁽⁶⁾
 F^(sus2) F^(sus2) F^(sus2) F^(sus2) E E⁷ E^{(aug5)7} E⁷ E^{(aug5)7} E⁷
 Am Am Am Am G⁽⁶⁾ G⁽⁶⁾ G⁽⁶⁾ G⁽⁶⁾
 F^(sus2) F^(sus2) F^(sus2) F^(sus2) E E⁷ E^{(aug5)7} E⁷ E^{(aug5)7} E⁷

BRIDGE 2 / OUTRO

F^(sus2) G⁽⁶⁾ Am Am Am Am
 (Ar - ou - ound...) Got myself some self-destructive tendencies
 F^(sus2) G⁽⁶⁾ Am Am Am Am
 (Ar - ou - ound...) Just the slightest cut and I will bleed
 F^(sus2) G⁽⁶⁾ E E⁷
 (Ar - ou - ound...) Please will you crucify me?
 Am Am Am Am E⁷

CHORDS (*relative to capo*):



This song is played with a capo on the 2nd fret, so all the chords shown above are relative to that. For example, the "Am" chords shown above actually sound as "Bm", etc.

NOTES:

The chords with names in parentheses designate optional embellishments - you can alternate between or choose from one or the other version of the chord. For example, wherever you see "F(sus2)", feel free to play "F", "Fsus2", or some combination of both within the strumming pattern.

The chords in the verse and chorus sections are not really strummed in the typical sense. You should improvise while playing them to add bass notes and other embellishments (such as the chord-choices mentioned above).

Fingerings for the series of "E" family chords played during the chorus sections are shown in the right-hand part of the chords section above.

The verses and intro feature two small fill-type riffs that bridge the gap between each line. They are shown in the tab below:

(tabs relative to capo)

"Riff A"

E⁷ Am

-----0-0h2-0--0-----

-----0-3-----3-----

"Riff B"

Am E⁷

-----0-0h3-2-0-----

-----0-3-----4-----

Your Only Friend (Part 1)

Copyright 2007 Imaginary Friend; Written and Performed by Imaginary Friend, from the album "A, B & C"; Published by Your Only Friend Music (BMI); All rights reserved.

Standard Tuning, No Capo

INTRO

(Em) (G⁶₉) (D^{sus4}) (D)
(play riff A solo; chords are implied)

Em G D

Em G⁶₉ D^{sus4} D Em G⁶₉ D^{sus4} D
(play riff A where this chord progression appears throughout)

VERSE 1

Em G⁶₉ D^{sus4} D Em G⁶₉ D^{sus4} D
And so you realized that life ain't really what it should be

Em G⁶₉ D^{sus4} D Em G⁶₉ D^{sus4} D
It's what's you've learned, but unfortunately lessons aren't free

Em G⁶₉ D^{sus4} D Em G⁶₉ D^{sus4} D
Been down and out among the soldiers of the dai - ly war

Em G⁶₉ D^{sus4} D Em G⁶₉ D^{sus4} D
But no one ever seems to tell you what they're fight - ing for

CHORUS 1

C D D⁷ Em G G⁷ C
Your only friend, I know him well (and he's sitting alone by the side of the night)

(C) D D⁷ G B
Met him deep inside your wishing well, your personal hell

(Em) (G⁶₉) (D^{sus4}) (D)
(play riff A solo; chords are implied)

Em G⁶₉ D^{sus4} D Em G⁶₉ D^{sus4} D Em G⁶₉ D^{sus4} D

"Riff A" is the main riff played on top of the "Em"- "G"- "D" verse/intro sections:

Em

G⁶₉

D^{sus4} D

-0-0-0-0---7---7-----\5---5-----\3-3p2-2p0-----
-0-0-0-0---0---0-----0---0-----0-0-0-0-----

Have Fun In Lisbon

Copyright 2007 Imaginary Friend; Written and Performed by Imaginary Friend, from the album "A, B & C"; Published by Your Only Friend Music (BMI); All rights reserved.

Standard Tuning, No Capo

INTRO

(solo fuzz bass intro - riff A)

VERSE 1

D C B \flat

Well, your bags are by the door D C B \flat and my jaw is on the floor D C B \flat

From what you said to me D C B \flat well, I just nodded silently D C B \flat

You said it's best for you D C B \flat and there ain't nothing I can do D C B \flat

You said you've made up your mind D C B \flat and your train was right on time D C B \flat B \flat

CHORUS 1

G F D C B \flat
'Cause you said we were over and done

G F D C B \flat
And you said there's no need for me to come

So have fun in Lisbon D C B \flat I hope you get your kicks in D C B \flat

VERSE 2

A C D C B \flat
At least it wasn't something that I

It wasn't something that I did D C B \flat it's just how you wanna live D C B \flat

I don't know how I will explain D C B_b well, every time I hear your name D C B_b

They'll ask me what went wrong D C B_b I guess you didn't belong D C B_b B_b

CHORUS 2

G F D C B_b
'Cause you said we were over and done

G F D C B_b
And you said there's no need for me to come

D C B_b D C B_b B_b
So have fun in Lisbon I hope you get your kicks in

SOLO

G F D C B_b

G F D C B_b D C B_b A

VERSE 3

(A) C D C B_b
You keep telling me it's not my

D C B_b D C B_b
That it's not my fault well, some things you can't halt

D C B_b D C B_b
At least you're with your crowd you're living large, you're living proud

D C B_b D C B_b
I'll visit you sometime if I can find enough dimes

D C B_b D C B_b B_b
I'll give you a call it won't be awkward at all

CHORUS 3 / OUTRO

G F D C B_b
'Cause you said we were over and done

G F D C B \flat

And you said there's no need for me to come

D C B \flat D C B \flat

So have fun in Lisbon I hope you get your kicks in

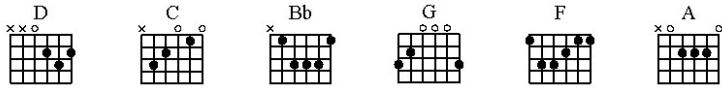
D C B \flat D C B \flat

I hope you get your kicks in I hope you get your licks in

(B \flat) D C B \flat D C B \flat

Yeah, yeah, yeah, yeah, yeah Yeah, yeah, yeah, yeah, yeah

CHORDS:



NOTES:

The fingerings above will get you by, but technically you should play the chords in their barred forms up and down the neck. There are actually two guitars playing barre chords in different positions throughout.

"Riff A" is a fuzz bass intro that segues into the first verse. The following tab illustrates the basics of the riff. It is not an exact transcription, just a general guideline:

-----10h12-12p10-----
-10h12-12-10h12-12-10h12-12p10-12-12-----

-10h12-12-10h12-12-10h12-12-12-12p10-12p10---10---
-----12-----

-----10h12-12p10-----
-10h12-12-10h12-12-10h12-12p10-12-12-----

-10h12-12-12-10h12-12-12-10h12-12-12-10h12-12-12-12-12-12-----

Cut Of Attention

Copyright 2007 Imaginary Friend; Written and Performed by Imaginary Friend, from the album "A, B & C"; Published by Your Only Friend Music (BMI); All rights reserved.

Standard Tuning, No Capo

INTRO

B D^(sus2) A E B D^(sus2) A E
Yeah, yeah...

VERSE 1

B D^(sus2) A E B D^(sus2)
She says there's something, something that she needs
A E B D^(sus2) A E B D^(sus2) A E
Just a little taste of just a little, little, little comprehension
B D^(sus2) A E B D^(sus2)
Because it's her contention that redemption is rarely free
A E B D^(sus2) A E B
That's why she seeks what she needs what she thinks that she needs
D^(sus2) A E

CHORUS 1

(E) Em Bm A A G
(La, la, la...) She's a Jesus lover (la, la, la...)
Bm A A G
Who's like a cookie cutter (la, la, la...)
Bm A G
But she ain't cutting me (she ain't cutting me)
D/F# Em E B D^(sus2) A E
She ain't cutting me... no, no, no

BRIDGE 1

B D^(sus2) A E
The cut is her new invention

B D^(sus2) A E B D^(sus2)

I said the cut is her new invention so she lets it pour

A E B D^(sus2) A E (*tacet*)

I said she lets it pour

VERSE 2

B D^(sus2) A E

Well she pours like the moonlight falling on the shore

B D^(sus2) A E

And she roars like a fire churning at its core

B D^(sus2) A E

She pours like red wine staining the floor

B D^(sus2) A E B D^(sus2)

And she roars like the heart of a drunken, drunken, drunken troubadour

A E B D^(sus2) A E B D^(sus2) A E

It's what she needs

what she believes

CHORUS 2

(E) Em Bm A A G

(La, la, la...) She loves her crimson strings (la, la, la...)

Bm A A G

They tell her everything (la, la, la...)

Bm A G

But they don't come for free (they don't come for free)

D/F# Em E B D^(sus2) A E

They don't come for free... no, no, no

BRIDGE 2

B D^(sus2) A E B D^(sus2)

It's just a little I said it's just a little cut

A E B D^(sus2) A E B D^(sus2)

A cut of attention that she needs well, that she thinks that she needs

A E B D^(sus2) A E

She don't see

OUTRO

B D^(sus2) A E

Because she pours like the moonlight

B D^(sus2) A E

She roars like a firefigt

B D^(sus2) A E

She pours like red wine

B D^(sus2) A B E B D^(sus2) A E

And she crawls like a green a very, very, very green vine

B D^(sus2) A E

She pours like the moonlight (she pours like the moonlight)

B D^(sus2) A E

She roars like a firefigt (she roars like a firefigt)

B D^(sus2) A E

She pours like red wine (she pours like red wine)

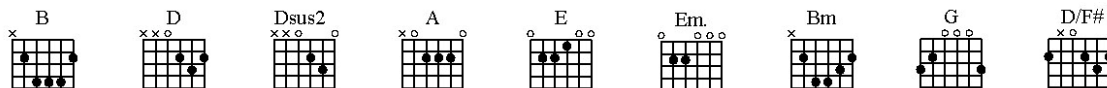
B D^(sus2) A B E B D^(sus2) A E

And she crawls like a green a very, very, very green vine
(a cut of attention...)

(she feels less real as the...)

B D^(sus2) A E (*repeat chords/vocals and fade*)

CHORDS:



NOTES:

The "D" chords with "sus2" in parentheses designate a special strumming pattern using combinations of both chords ("D" and "Dsus2"). You can get by using one or the other, although "Dsus2" is used more prominently. Aside from that, everything else is pretty standard. Just play the chords as shown and you should be all set.

My Favourite Hand-Me-Down

Copyright 2007 Imaginary Friend; Written and Performed by Imaginary Friend, from the album "A, B & C"; Published by Your Only Friend Music (BMI); All rights reserved.

Standard Tuning, No Capo

INTRO

A Bm C#m D E A A^(sus4)*

VERSE 1

A Bm C#m D E A A^(sus4)*

Well, I just wanted to thank you for what you gave to me

A Bm C#m D E A

And if you only knew how much it means to me

A^(sus4)*

Because can't you see that

CHORUS 1

F#m A A^(sus4)*

I can't pretend to know

F#m D A A^(sus4)*

All the reasons why you let go

F#m A A^(sus4)*

I love having her around

F#m D A A^(sus4)* E E^(sus4)* E

So thank you for my favourite hand - me - down

VERSE 2

A Bm C#m D E A A^(sus4)*

I take her everywhere, even if I don't have to

A Bm C#m D E A

It goes to show how much I care. She's in everything that I do

Drug Perfect

Copyright 2007 Imaginary Friend; Written and Performed by Imaginary Friend, from the album "A, B & C"; Published by Your Only Friend Music (BMI); All rights reserved.

Standard Tuning, No Capo

INTRO

Dm C B \flat F C Dm C B \flat F C

VERSE 1

Dm C B \flat F C Dm C B \flat F C
Well, I can tell 'cause I can see

Dm C B \flat F C Dm C B \flat F C Dm
Yeah, I can tell your passion plays, I know them so well

C B \flat F C Dm C B \flat F C
'Cause you can't move I'm not sure what you're trying to prove

Dm C B \flat F C Dm C B \flat F C Dm
You need your relief but the fix is so emotionally cheap

C B \flat F C

CHORUS 1

B \flat F C Dm B \flat F C
I know that it's hard for you t - o accept

B \flat F C Dm B \flat F C
You know I'll keep on fighting for you, but you're so hard to protect

B \flat F C Dm C B \flat F C Dm C B \flat F C
So hard to prot - ect

VERSE 2

Dm C B \flat F C Dm C B \flat F C
It starts inside and you can't hide

Dm C B \flat F C Dm C B \flat F C Dm
It only wants one thing it only wants to take every single thing

C B♭ F C Dm C B♭ F C
So you found a space in between the wind

Dm C B♭ F C Dm C B♭ F C Dm
Where there's no embrace and where you can never let any - body in

C B♭ F C

CHORUS 2

B♭ F C Dm B♭ F C
You know what you have to do but sti - ill you reject

B♭ F C Dm B♭ F C
I know about your point of view, but you just have to accept

B♭ F C F
That you're drug perf - ect

BRIDGE

(F) C B♭
'Cause you want to feel the pain that you've found

(B♭) B♭ F
(can you feel it? No, you can't deal it)

(F) C B♭
You say it's the only thing that keeps you around

A
That keeps your feet on the ground

SOLO

Dm C B♭ F C Dm C B♭ F C

Dm C B♭ F C Dm C B♭ F C

CHORUS 3 / OUTRO

B♭ F C Dm B♭ F C
You know what you have to do but sti - ill you reject

B \flat F C Dm B \flat F C
And I know about your point of view, but you just have to accept

B \flat F C B \flat F C
That you're drug perfect that you're drug perfect

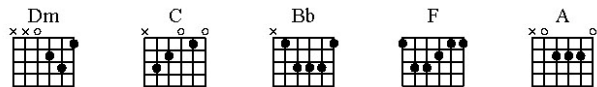
B \flat F C Dm C B \flat
That you're drug perfect - ect

F C Dm C B \flat
Drug perfect (uh huh, alright)

F C Dm C B \flat
Drug perfect (uh huh, alright)

F C Dm C B \flat F C Dm
Drug perfect (uh huh, alright)

CHORDS:



NOTES:

This song pretty much just consists of the same chords being played over and over in different ways. The fingerings above will work fine, although many sections of the song feature full barred alternate versions of the chords as well. A second guitar plays arpeggiated versions of these barred chords during the verse sections (which has not been tabbed out).

Mangos & Peaches

Copyright 2007 Imaginary Friend; Written and Performed by Imaginary Friend, from the album "A, B & C"; Published by Your Only Friend Music (BMI); All rights reserved.

Standard Tuning, No Capo

INTRO

(G) G C G D G C G D

VERSE 1

G C G D

She only wears her pearls with her jean jacket

G C G D

And she used to have curls until she said "hey, screw it"

G C G

And straightened them out

(and straightened them out)

D G C G D

And straightened them out

(and straightened them out)

VERSE 2

G C G D

I never caught her name because she never threw it

G C G

And often does she change but I see

D G C G

Right through her disguise

(right through her disguise)

D G C G D

Because I realized

('cause I real - iz - ed)

CHORUS 1

C G/B D_{sus}⁴ D
That mangos and peaches is what she smelled like

C G/B D_{sus}⁴ D
Mangos and peaches is what she felt like

Am C G D
She was just out of reach when I turned off my night light

Am C G D (D_{sus}⁴ D D_{sus}⁴ D)
And mangos and peaches, it's what I feel like tonight

BRIDGE

G C G D G C B
(yeah)

C B Em G G⁷
But this is just another stupid song that you've heard before

C B Em B B⁷
'Bout the one that got away and you pine after forever more

SOLO 1

G C G D G C G D
(yeah)

G C G D G C G D
(second verse, almost the same as the first)

VERSE 3

G C G D
She only wears her pearls with her suede jacket

G C G D
And she used to wear curls until she said "aw, fuck it"

G C G
And straightened them out
(and straightened them out)

D G C G D
And straightened them out
(and straightened them out)

CHORUS 2

C G/B D_{sus}⁴ D
Mangos and peaches is what she smelled like

C G/B D_{sus}⁴ D
Mangos and peaches is what she felt like

Am C G D
She was just out of reach when I turned off my night light

Am C G D (D_{sus}⁴ D D_{sus}⁴ D)
And mangos and peaches, it's what I feel like tonight

SOLO 2

G C G D G C G D
(yeah)

G C G D G C G D

OUTRO

(D) G C G
She drinks her mango martinis in late

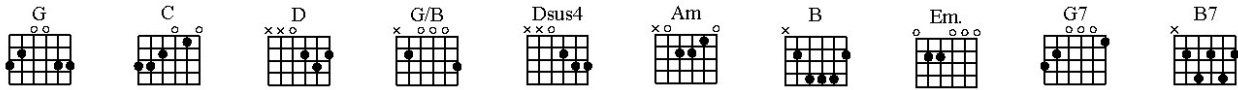
D G C G D
afternoon in the day - light
(she's not looking back, she's not only numb)

G C G
She drinks her mango martinis in late

D G C G D
afternoon in the day - light
(she's not looking back, she's not only numb)

(G) G

CHORDS:



NOTES:

The verses of this song should be strummed at a fairly quick pace using the chords shown above. The strumming pace of the chorus sections can be taken down a notch.

There is also a second main guitar part playing a sort of embellishment riff higher up on the neck. This guitar has a capo on the 5th fret and the basic form of the riff is as follows:

(tab relative to capo at 5th fret)

G	C	G	D		
--2--3--	/5--/7	-----5--3--2	-----0	-----0	-----2--0-----
--3--3--	/5--/7	-----5--3--3	-----3--2--2	-----2--2--2	-----2--2--3-----
--2--2--		-----2	-----2	-----2	-----2--2--2-----
--0-----		-----0	-----2	-----2	-----2--2--2-----
			-----0		

Think It Over (Smile)

Copyright 2007 Imaginary Friend; Written and Performed by Imaginary Friend, from the album "A, B & C"; Published by Your Only Friend Music (BMI); All rights reserved.

Standard Tuning, No Capo

INTRO

(Bm) (Em) (F#m) (Bm) (Em) (F#m)
(play riff A solo; chords are implied)

Bm Em F#m Bm Em F#m
(play riff A where this chord progression appears solo throughout)

VERSE 1 & 2

Bm Em F#m Bm Em F#m
You turn your head and look at the ground instead

Bm Em F#m Bm Em F#m
A strand of hair makes you wonder if...

Bm Em F#m Bm Em F#m
You're really even there you're really even there

Bm Em F#m Bm Em F#m
Just standing in line, you get cut for the fiftieth time

Bm Em F#m Bm Em F#m
And so your ego fades like a stone soldier marching

PRE-CHORUS 1

G A A^{sus4} A G A A^{sus4} A
In a parade in a parade
(if you leave it alone, think it over, yeah, if you leave it alone, think it over)

CHORUS 1

D Bm
Think it over, think it over
(Smile... ba - ...)

G^{maj7} Em Em⁷
Before you do something that you'll
(... - aby please...)

D Bm
Regret think it over, think it over
(Smile... ba - ...)

G^{maj7} Em
All of these people try to...
(... - aby please...)

Bm Em F#m Bm Em F#m
To forget and baby, please just forget

(F#m) Bm Em F#m
Doo doo doo doo doo doo doo doo doo doo doo doo doo

(F#m) Bm Em F#m
Doo doo doo doo doo doo doo doo doo doo doo doo doo

VERSE 3 & 4

Bm Em F#m Bm Em F#m
Well every - one seems to already know someone

Bm Em F#m Bm Em F#m
And the words you hear, they cut so close, they cut...

Bm Em F#m Bm Em F#m
They cut you so clear you know they cut you so clear

Bm Em F#m Bm Em F#m
These boys and girls, they all think they can rule the world

Bm Em F#m Bm Em F#m
But that's not your style you'd trade it all a - way for an

PRE-CHORUS 2

G A A^{sus4} A G A A^{sus4} A
Easy smile for an easy smile
(if you leave it alone, think it over, yeah, if you leave it alone, think it over)

Your Only Friend (Part 2)

Copyright 2007 Imaginary Friend; Written and Performed by Imaginary Friend, from the album "A, B & C"; Published by Your Only Friend Music (BMI); All rights reserved.

Standard Tuning, No Capo

INTRO (fade in, with voiceover)

Em G D Em G D

(play riff A where this chord progression appears throughout)

Em G D Em G D

VERSE 1

(D) Em G D Em G D

Your only friend comprehends, but doesn't blindly believe

(D) Em G D Em G D

Your only friend is the hal - ogen by which you see

(D) Em G D

Your only friend is a misguided visionary

(D) Em G D

Your only friend is sometimes imaginary

(D) Em G D Em G D

Your only friend knows just when to ground you in reality

(Em) (G) (D) Em G D

VERSE 2

(D) Em G D Em G D

Your only friend won't descend and crush you like the Pharisee

(D) Em G D Em G D

Your only friend don't depend on the parting of some sea

(D) Em G D

Your only friend isn't on the radio

(D) Em G D
Your only friend doesn't watch any reality shows

(D) Em G D Em G D
Your only friend won't suspend all of your fantasies

BRIDGE / SOLO

C G D D_{sus}⁴ D
Your only friend, baby he's your only pal

C G D
Your only friend, maybe they'll let you get away with more than others

Em G D Em G D
Will allow... (it's just your only friend...)

Em G D Em G D

VERSE 3

(D) Em G D Em G D
Your only friend will defend you from your tragic destiny

(D) Em G D Em G D
Your only friend is the trend that carries your symphony

(D) Em G D
Your only friend is trying to get it right

(D) Em G D
Your only friend is a soul that is sleeping in light

(D) Em G D Em G D
Your only friend is the oxy - gen for all your sympathies

CHORUS (REPRISE)

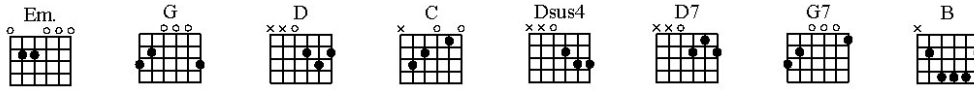
C D D⁷ Em G G⁷ C
Your only friend, I know him well (*and he's sitting alone by the side of the night*)

(C) D D⁷ Em G G⁷ C
Met him deep inside your wishing well (*and he's waiting to know how to do you right*)

C D D⁷ Em G G⁷ C
Your only friend, I know him well (*where the souls of the lonely are sleeping in light*)

(C) D D⁷ G B
 Met him deep inside your wishing well, your personal hell

CHORDS:



NOTES:

While the verse chords of this song are structurally the same as those used in "Your Only Friend (Part 1)", the rhythm in which they are played under the main riff is slightly different. In particular, the "Em" and "G" chords in this version are strummed for fewer beats before moving on to the "D" parts of each verse line. This song also features a straight "G" chord in place of the "G6add9" chord used in "Part 1". In addition, there is no "Dsus4" chord in the verse sections of this version (although one is implied when the chords are played together with the main riff).

"Riff A" is the main riff played on top of the "Em"- "G"- "D" verse/intro sections:

Em G D

-0-0-0-0---7---7-----\5---5-----\3-3p2-2p0-----
 -0-0-0-0---0---0-----0---0-----0-0-0-0-----

